

**Summer Reading & Math
Assignments
Incoming FIRST GRADE
2026**

Reading:

1. Read Wemberly Worried by Kevin Henkes

Follow-up activity:

Create a poster about the book using one or two of the following media: finger-paint, watercolors, crayons, chalk, real materials. Write one to three sentences to explain your visual presentation.

2. Read a story of your choice.

Follow-up activity:

Draw a picture of the book's setting. Explain the setting in two or three sentences below the picture.

Math:

1. Complete the **Grade K End of Year Review/Summer Learning** packet attached.

****These assignments are mandatory and will be GRADED. ****




Name _____


Grade
K

End of Year Review/Summer Learning

1



2



3



shaded



not shaded

_____	_____
-----	-----
_____	_____

4

$$5 - 5 = \underline{\quad}$$

Directions: 1 Count the butterflies. Color the boxes to show how many. 2 How many rabbits are there? 3 How many animals are shaded? How many animals are *not* shaded? Circle the number that is greater than the other number. 4 Complete the subtraction sentence.

Name _____

Grade
K

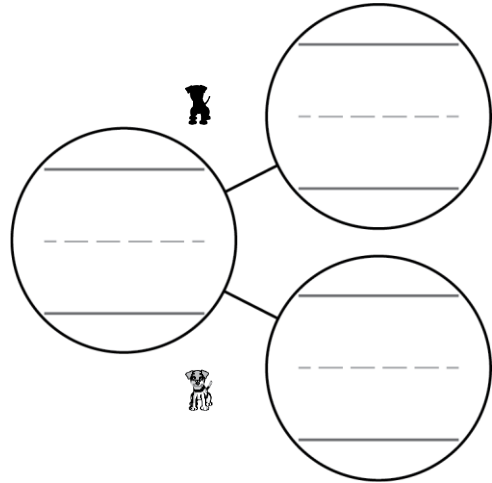

End of Year Review/Summer Learning

5

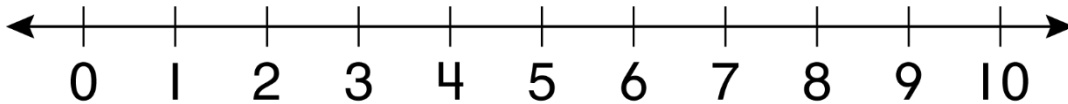
7

8

6



7



8


$$\begin{array}{c} \text{_____} \\ \text{-----} \\ \text{_____} \end{array} + \begin{array}{c} \text{_____} \\ \text{-----} \\ \text{_____} \end{array} = \begin{array}{c} \text{_____} \\ \text{-----} \\ \text{_____} \end{array}$$

Directions: 5 Draw a line through the number that is less than the other number. 6 Complete the number bond. 7 Draw a dot on the number line at 2. 8 You have 2 balls of green clay and 7 balls of blue clay. Complete the addition sentence to tell how many balls of clay you have in all.


Name _____

Grade
K

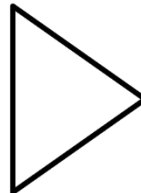
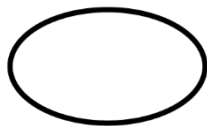
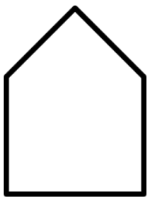
End of Year Review/Summer Learning





 _____
_____ = 10 + _____

 _____
14 _____ **19**



1	2	3	4	5	6	7	8	9	10
11	12	13	14	15	16	17	18	19	20
21	22	23	24	25	26	27	28	29	30
31	32	33	34	35	36	37	38	39	40
41	42	43	44	45	46	47	48	49	50
51	52	53	54	55	56	57	58	59	60
61	62	63	64	65	66	67	68	69	70
71	72	73	74	75	76	77	78	79	80
81	82	83	84	85	86	87	88	89	90
91	92	93	94	95	96	97	98	99	100



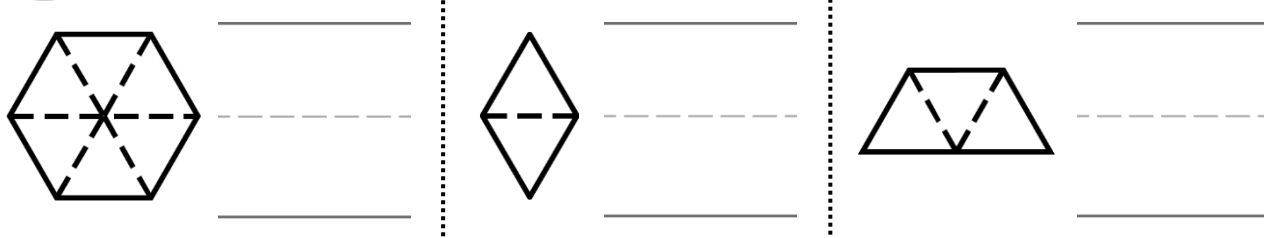
Directions:  Circle 10 fish. Complete the addition sentence to match the picture.  Count backward from 19 to 14. Write the numbers you count.  Count the linking cubes. Color the number in the hundred chart that tells how many.  Color the shape that has 3 vertices red. Color the shape that has 0 straight sides blue.

Name _____

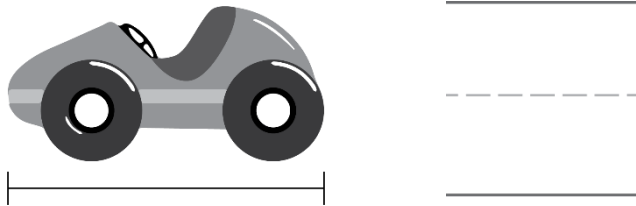
Grade
K

End of Year Review/Summer Learning

13




14




15



16



17



18

Pencil A 

Pencil B 

Directions: 13 How many triangle pattern blocks form each shape? 14 Use color tiles to measure the length of the toy car. About how many color tiles long is the toy car? 15 Circle any three-dimensional shapes. Draw rectangles around any two-dimensional shapes. 16 Circle the cone. Draw a rectangle around the cylinder. 17 Is the sphere above the cone? Circle the thumbs up for yes or the thumbs down for no. 18 Circle the longer pencil.